



EXPLORING WHAT'S POSSIBLE...

BRISBANE / ROCKHAMPTON / MELBOURNE

WWW.TITANCARAVANS.COM.AU



ABOUT US

Titan Caravans is recognized as a leader in the field of caravan design and manufacturing. Spanning 10 years in the industry we have established a solid foundation in producing caravans for true Australian Conditions. Our research and design team are constantly developing new products to ensure we stay at the forefront of our ever-developing industry.

Our range of caravans are not limited to touring couples, we have a wide range of family friendly layouts to suit most tow vehicles and budgets. You can have confidence that our experienced team will make sure you have right van for the job no matter how far off the beaten track your plans desire.

Titan's Heat Laminated Composite Fiberglass wall and floor panels has revolutionised the industry creating a light-weight ultra-durable alternative to the traditional timber and aluminium frame. The superior insulation properties of our panel will ensure you will be touring in comfort through the seasons.

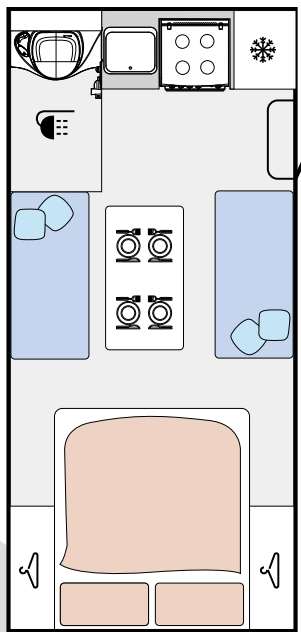
With over 10 years of trading we have been able to establish a great relationship with some of Australia's largest and most reputable suppliers. Our 1800 TITAN RV number is monitored 24hrs a day to assist you with any warranty or after sales enquiries you may have. We have established a national after sales network to give piece of mind throughout your travels.

Now is the time to "Explore what's Possible" in a Titan Caravan Today !

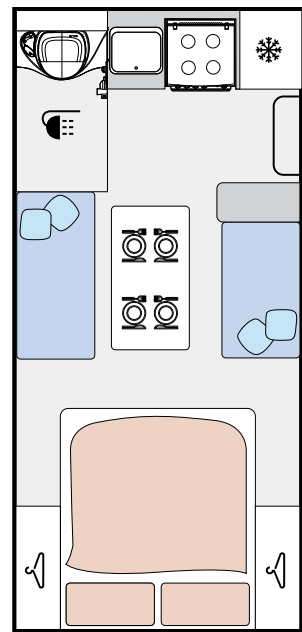
Titan Caravans Australia
Brisbane
Rockhampton
Melbourne



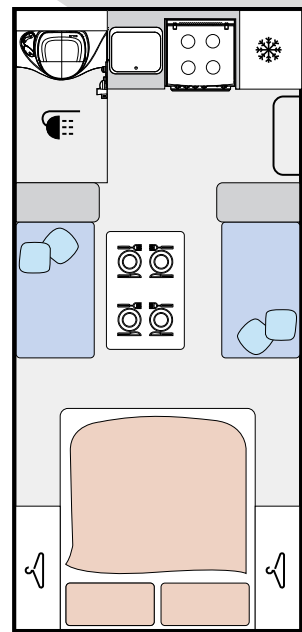
COMPACT / HYBRID



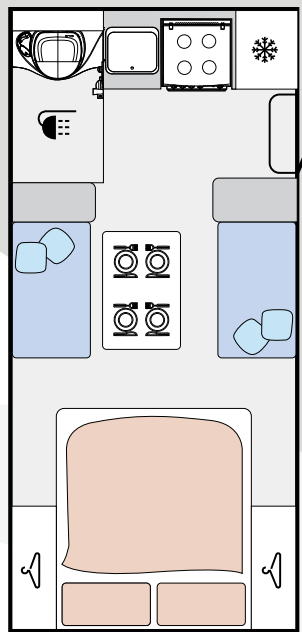
SIRRA 480 LAYOUT 1



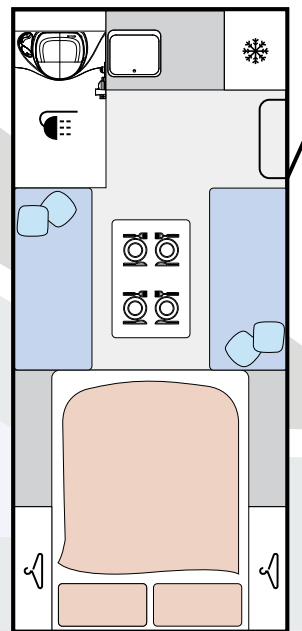
SIRRA 480 LAYOUT 2



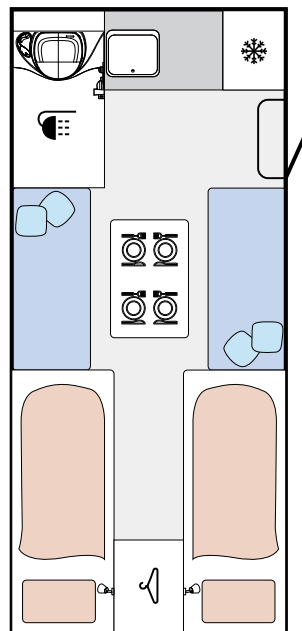
SIRRA 480 LAYOUT 3



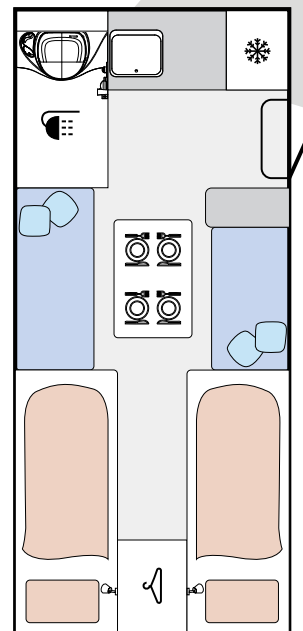
SIRRA 480 LAYOUT 4




HYBRID 480 LAYOUT 1



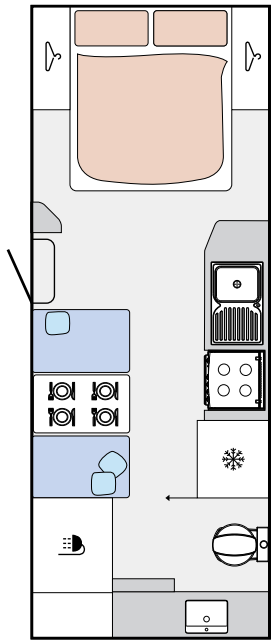
HYBRID 480 LAYOUT 2



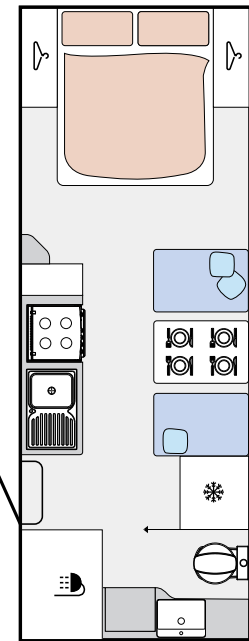
HYBRID 480 LAYOUT 3



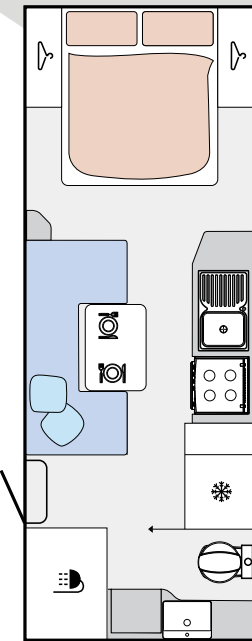
BLACKHAWK TOURERS



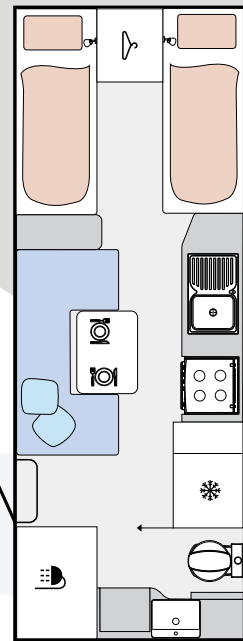
540 BLACKHAWK



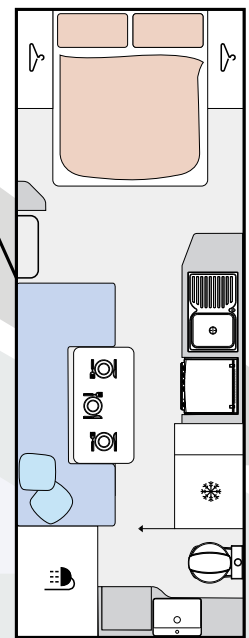
595 BLACKHAWK
LAYOUT 1



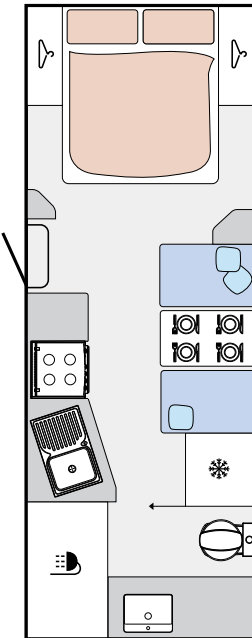
595 BLACKHAWK
LAYOUT 2



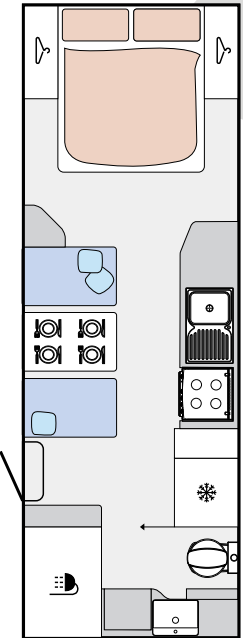
595 BLACKHAWK
LAYOUT 3



595 BLACKHAWK
LAYOUT 4



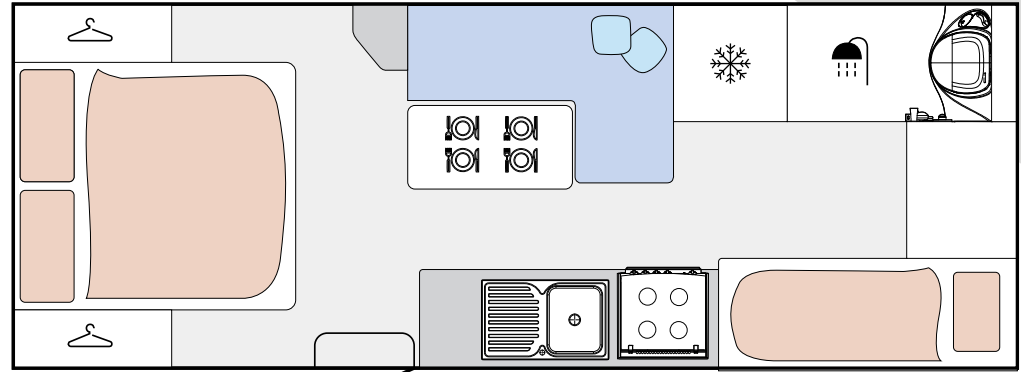
595 BLACKHAWK
(ANGLE KITCHEN)



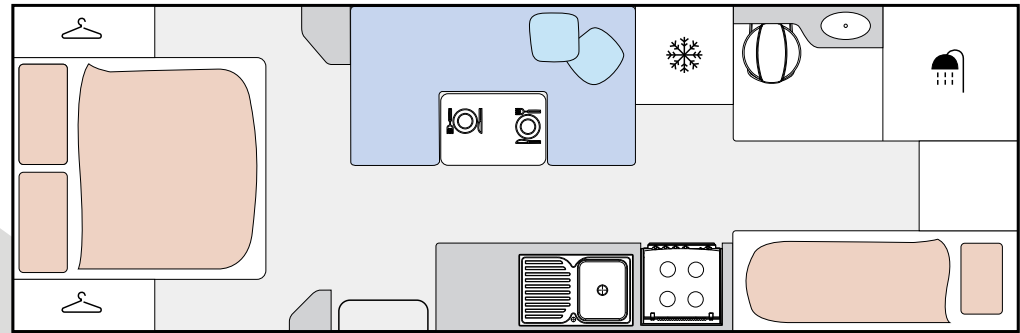
660 BLACKHAWK



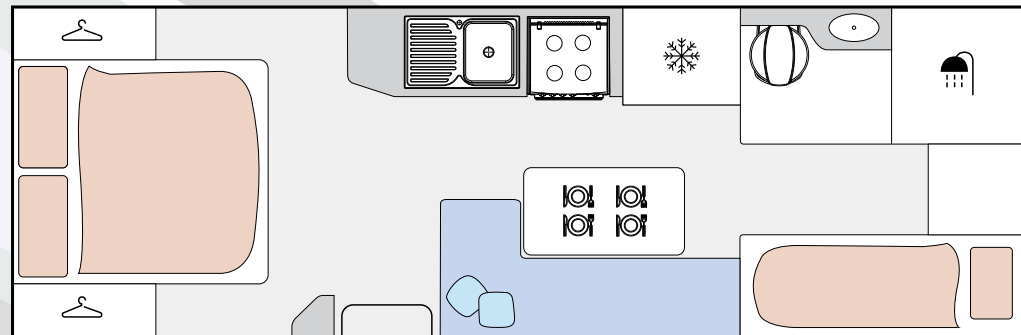
BLACKHAWK FAMILY TOURERS




595 BLACKHAWK FAMILY BUNK



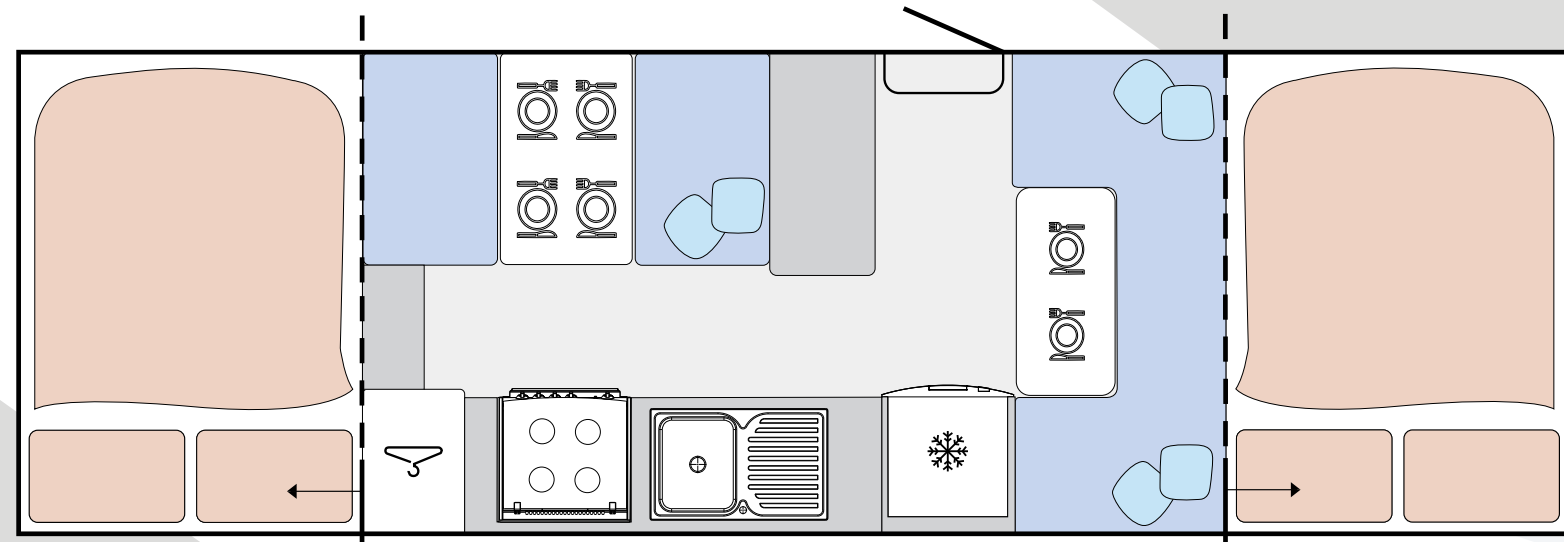
660 BLACKHAWK FAMILY BUNK 1



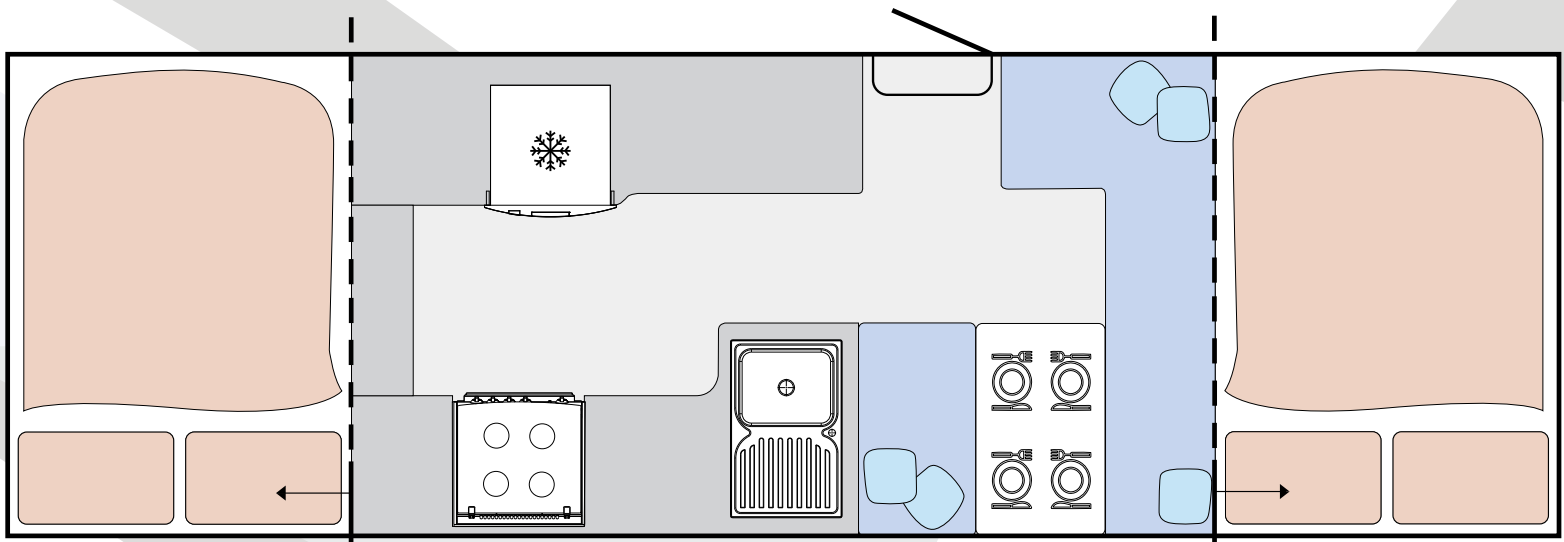
660 BLACKHAWK FAMILY BUNK 2



RANGER CAMPER



RANGER CAMPER LAYOUT 1



RANGER CAMPER LAYOUT 2



SPECIFICATIONS

KEY: ● = INCLUDED | ○ = OPTIONAL

CHASSIS/ CONSTRUCTION

	HYBRID/ COMPACT		BLACKHAWK TOURING			FAMILY		RANGER CAMPERs
	480S	480H	540 BH	595 BH	660 BH	595 F	660 F	RTC- 1/2
35mm Fiberglass Insulated Wall Panel	●	●	●	●	●	●	●	●
50mm Composite Floor Construction	●	●	●	●	●	●	●	●
120mm x 50mm Reinforced A-Frame	n/a	n/a	n/a	n/a	n/a	n/a	n/a	●
150mm x 50mm Reinforced A-Frame	●	●	●	●	●	●	●	n/a
150mm x 50mm Chassis Main Rail	●	●	●	●	●	●	●	●
Extended A-Frame	○	○	○	○	○	○	○	○
3500kg Tow Hitch	●	●	●	●	●	●	●	●
DO-35 HitchMaster	○	○	○	○	○	○	○	○
Independent Suspension T-Tech	●	●	●	●	●	●	●	●
Cruisemaster XT Suspension (Stage 1-4)	○	○	○	○	○	○	○	○
12' Drum Brakes	●	●	●	●	●	●	●	●
Cruisemaster Disc Brakes	○	○	○	○	○	○	○	○
Stability Control (ESC/Dexter)	○	○	○	○	○	○	○	○
Lockable Tool Box w/Gene Slide	●	●	●	●	●	●	●	○
2x 65 L Drinking Water Tanks	n/a	n/a	n/a	n/a	n/a	n/a	n/a	●
2x 95 L Drinking Water Tanks	●	●	●	●	●	●	●	○
1x 65L Grey Water Tank	●	●	●	●	●	●	●	●
Drop Down Corner Stabilisers	●	●	●	●	●	●	●	●
Safety Chains w/Mounting Hooks	●	●	●	●	●	●	●	●
1x Spare Wheel Carrier	●	●	●	●	●	●	●	●
2x Spare Wheel Carriers	○	○	○	○	○	○	○	n/a
2x Jerry Can Holders	●	●	●	●	●	●	●	●
External Scrub Bars	●	●	●	●	●	●	●	○
A-Frame Tap	●	●	●	●	●	●	●	●
Mains Water Inlet	●	●	●	●	●	●	●	●
Jocky Wheel	●	●	●	●	●	●	●	●
Stone Guard	○	○	○	○	○	○	○	○
Hot Dipped Galvanised Chassis	○	○	○	○	○	○	○	○
Gas Bayonett	●	●	●	●	●	●	●	●

INTERIOR/ FITTINGS

	HYBRID/ COMPACT		BLACKHAWK TOURING			FAMILY		RANGER CAMPERs
	480S	480H	540 BH	595 BH	660 BH	595 F	660 F	RTC- 1/2
Café Dinnete (Tri Fold Table)	n/a	n/a	●	○	○	○	○	●
Club Lounge (Drop Down Bed)	n/a	n/a	○	○	○	○	○	●
L-Shape Dinnete	n/a	n/a	○	○	○	○	○	n/a
Soft Close Draws	●	●	●	●	●	●	●	○
Adjustable Blum Hinges	●	●	●	●	●	●	●	●
Externdable Steel Bed Frame	●	●	●	●	●	●	●	n/a
Innerspring Mattress	●	●	●	●	●	●	●	○
Foam Bunk Mattress	n/a	n/a	n/a	n/a	n/a	●	●	n/a
12v USB Charge Points	●	●	●	●	●	●	●	●
240v Dual Socket Charge Points	●	●	●	●	●	●	●	●
Single Slide Out Pantry	○	○	●	n/a	n/a	n/a	n/a	n/a
Dual Slide Out Pantry	n/a	n/a	n/a	●	●	●	●	n/a
Internal LED Lighting Throught	●	●	●	●	●	●	●	●
Separate Shower/Toilet	n/a	n/a		●	●	●	●	n/a
Combind Shower/Toilet	●	●	n/a	n/a	n/a	n/a	n/a	n/a
Top Loader Washing Machine	n/a	n/a	○	●	●	n/a	n/a	n/a
Front Loader Washing Machine	n/a	n/a	○	○	○	○	●	n/a
Microwave	●	●	●	●	●	●	●	●
Rangehood	○	●	●	●	●	●	●	n/a
3x Gas 1 x Elec Stove W/Grill	n/a	○	●	●	●	●	●	●
Fan Forced Oven	○	○	○	○	○	○	○	n/a
12v Water Pump	●	●	●	●	●	●	●	●
12v/240v TV/DVD Combo	○	○	○	○	○	○	○	○
CD/FM/AM Radio	●	●	●	●	●	●	●	●
Internal Speakers x2	●	●	●	●	●	●	●	●
External Marine Speakers x2	●	●	●	●	●	●	●	●
Digital TV Antenna	●	●	●	●	●	●	●	n/a
Automatic Sat TV System	○	○	○	○	○	○	○	○
Reverse Cycle Air Conditioner	●	●	●	●	●	●	●	○
Heavy Duty Vinyl Floor	●	●	●	●	●	●	●	●
Gas Bayonett	●	●	●	●	●	●	●	●

EXTERIOR/ ELECTRICAL

KEY: ● = INCLUDED | ○ = OPTIONAL

EXTERIOR/ ELECTRICAL	HYBRID/ COMPACT		BLACKHAWK TOURING			FAMILY		RANGER CAMPERS
	480S	480H	540 BH	595 BH	660 BH	595 F	660 F	RTC- 1/2
1x 160watt Solar Panel w/Reg	n/a	n/a	n/a	n/a	n/a	n/a	n/a	●
2x 160watt Solar Panel w/Reg	●	●	●	●	●	●	●	○
1x 120A/Hr AGM Battery (Chassis Box)	n/a	n/a	n/a	n/a	n/a	n/a	n/a	●
2x 120A/Hr AGM Battery (Chassis Box)	●	●	●	●	●	●	●	○
12v Battery Charging System	●	●	●	●	●	●	●	●
Solar Regulator	●	●	●	●	●	●	●	●
Standard Single Door Compressor Fridge	●	●	n/a	n/a	n/a	n/a	n/a	●
Large Dual Door 3 Way Fridge	n/a	n/a	●	●	●	●	●	n/a
Large Dual Door Compressor Fridge	n/a	n/a	○	○	○	○	○	n/a
Internal 12v Fuse Board	●	●	●	●	●	●	●	●
External 12v Fuse Board	●	●	●	●	●	●	●	n/a
Lithium Power Package	○	○	○	○	○	○	○	○
External 15 Amp Inlet	●	●	●	●	●	●	●	●
External 15 Amp Outlet	●	●	●	●	●	●	●	●
External 12v USB Socket	●	●	●	●	●	●	●	●
External TV Coax	●	●	●	●	●	●	●	○
External Shower Hatch	●	●	●	●	●	●	●	●
External Tunnel Storage Hatch	●	●	●	●	●	●	●	n/a
12v Parameter Lighting	●	●	●	●	●	●	●	n/a
Reversing Camper w/Screen Kit	●	●	●	●	●	●	●	n/a
External Entertainment Hatch	○	○	○	○	○	○	○	n/a
12v Elec Entry Step	●	●	●	●	●	●	●	n/a
Picnic Table	●	●	●	●	●	●	●	●
LED Entry Grab Handle	●	●	●	●	●	●	●	n/a
Gas/Elec Hot Water Service	●	●	●	●	●	●	●	○
Elec Hot Water Service	○	○	○	○	○	○	○	○
Combi Air/Water Heater	○	○	○	○	○	○	○	○
2x Lockable Water Fillers	●	●	●	●	●	●	●	●
Domtic Dust Reduction System	●	●	○	○	○	○	○	n/a
Roof Hatch (LED Light)	●	●	●	●	●	●	●	●
12pin Trailer Plug	●	●	●	●	●	●	●	●
Gas Bayonett	●	●	●	●	●	●	●	●
Roll-Out Awning	○	○	●	●	●	●	●	n/a
Bag Flies x2	n/a	n/a	n/a	n/a	n/a	n/a	n/a	●

NOTES:

This image shows a blank sheet of white paper with horizontal ruling lines. The lines are evenly spaced and extend across the width of the page. On the left side, there is a vertical margin. The background behind the paper is a solid light gray color. There are no markings, text, or illustrations on the paper itself.

TITAN CARAVANS AUSTRALIA

252 BRUCE HIGHWAY EASTERN SERVICE ROAD

BURPENGARY EAST QLD 4505

PH: (07) 3216 4555

*Caravan/Camper Layouts and Specifications are subject to change. Please contact your local dealer to confirm.





EXPLORING WHAT'S POSSIBLE...

YOUR LOCAL DEALER